

Cloud L3 Managed PoE Switch



WI-PCMS5010BT-L3

Overview

WI-PCMS5010BT-L3 is an enterprise-level layer-3 managed switch with 8x2.5 Gbps PoE++ ports and 2x 10G SFP+ ports. Supporting 802.3bt PoE out, it can meet high-power devices demand. Users can supply up to 370W total PoE power to connected devices such as Wi-Fi6 AP, PTZ cameras and other PoE devices. WI-PCMS5010BT-L3 provides high performance, powerful L2 and L3 functions, such as static routing, OSPF, RIP, EPRS, QoS, advanced security policies and other functions. The 10G port ensures high-speed data transmission and is backward compatible with Gigabit products, leaving room for network upgrades and ensuring long-term stable use. IP-MAC-Port Binding and Access Control List (ACL) features protect against broadcast storms, ARP, and Denial of Service (DoS) attacks, while Quality of Service (QoS, L2 to L4) provides enhanced traffic management capabilities to ensure your data transfer is smoother and faster. Cloud management capabilities help facilitate network management. Additionally, easy-to-use web management interface as well as CLI. WI-PCMS5010BT-L3 provides reliable and secure solutions for enterprise, campus, WLAN and small to medium-sized networks.

Features

802.3bt PoE Out, 370W PoE Budget

Compliant with IEEE 802.3bt PoE standard, WI-PCMS5010BT-L3 delivers up to 370W PoE power to 802.3af/at/bt devices such as Wi-Fi 6 AP and PoE light, thin client, conference system, leaving out the hassle and addition costs of installing Ethernet cable.

Abundant Layer 3 Capabilities

Static Routing, RIP, and OSPF come with abundant Layer 3 routing protocols that support a scalable network. Multicast routing protocols guarantee efficient routing for multicast groups. DHCP Server and DHCP Relay are also supported.

Networking Security

WI-PCMS5010BT-L3 provide IP-MAC-Port Binding, Port Security, Storm control and DHCP Snooping which protect against broadcast storms, ARP attacks, etc. It integrates some typical DoS attacks to select. You can protect these attacks more easily ever than before. In addition, the Access Control Lists (ACL, L2 to L4) feature restricts access to sensitive network resources by denying packets based on source and destination MAC address, IP address, TCP/UDP ports and even VLAN ID. Moreover, the switch supports 802.1X authentication, which is used in conjunction with a RADIUS/TACACS+ server to require some authentication information before access to the network is allowed.

Numerous L2+ features

WI-PCMS5010BT-L3 support a complete lineup of L2 features, including 802.1Q VLAN, Port Mirroring, STP/RSTP/MSTP, ERPS, Link Aggregation Control Protocol and 802.3x Flow Control function. Any more, the switch provides advanced features for network maintenance. Such as Loopback Detection, Cable Diagnostics and IGMP Snooping. IGMP snooping ensures the switch intelligently forward the multicast stream only to the appropriate subscribers .

Enterprise Level Management Features

WI-PCMS5010BT-L3 are easy to use and manage. It supports various user-friendly standard management features, such as intuitive web-based Graphical User Interface (GUI), standard Command Line Interface (CLI), SNMP (v1/v2c/v3), and RMON . This allows the switch to provide valuable status information and send reports on abnormal events.

Specifications



Model	WI-PCMS5010BT-L3
Hardware Features	
Interfaces	
Downlink Ports	8*10M/100M/1000M/2.5Gbps RJ45 PoE++ Ports
Uplink Ports	2*1000M/2.5G/10Gbps SFP+ Slots
Management Port	1*Console port
Performance	
Memory and Flash	DRAM: 512MB Flash: 32MB
PoE	
PoE Port	Port 1-8:802.3af/at/bt
PoE Standard	802.3af/at/bt
PoE Power Supply Type	Mid-span and End-span
PoE Pin Assignment	1/2(+), 3/6(-), 4/5(+), 7/8(-)
PoE Power	90 W max for each port, 370 W Max. (PoE power budget)
Switch Property	
Standards and Protocols	IEEE802.3, IEEE802.3u, IEEE802.3ab, IEEE802.3z, IEEE802.3x, IEEE802.3ad, IEEE802.3bz, IEEE802.3ae, IEEE802.1X, IEEE 802.1Q, IEEE802.1p, IEEE802.1d, IEEE802.1w, IEEE802.3af, IEEE802.3at, IEEE802.3bt
Forwarding Mode	Store and Forward
Switching Capacity	80Gbps
Packet Forwarding Rate	59.52Mpps
MAC Address Table	16k
Packet Buffer Memory	12Mbit
Jumbo Frame	12kB
Power Supply	
Input Power	100-240V AC, 50/60Hz, 2.6A Max



Model	WI-PCMS5010BT-L3
Physical Characteristics	
LED Indicators	<p>PWR Indicator:</p> <p>Off: the device is power off or failed</p> <p>On: the device power on is normal</p> <p>SYS Indicator:</p> <p>Off:The system is being started or abnormal</p> <p>Blinking:The system is working normally</p> <p>Link Indicator:</p> <p>Off: No device is connected to the corresponding port</p> <p>Blinking: Indicates that the Switch is actively sending or receiving data over that port.</p> <p>On green light: indicates 2.5G link</p> <p>On orange light: indicates 10/100/1000M link</p> <p>PoE Indicator:</p> <p>Off: The PoE port is not working</p> <p>On: The PoE port is supplying power normally.</p> <p>SFP+</p> <p>On green light: Connection rate is 10Gbps</p> <p>On orange light: indicates 1000M link</p> <p>Off: The port is disconnected</p> <p>Blinking: Data being transferred</p>
Button	Reset: Hold for >5 sec. to restore factory default.
Fan Quantity	2
Dimensions (W*D*H)	330*230*44mm
Installation	Desktop, rack-mounted
Reliability	Surge Immunity: Common mode ±4KV Differential mode ±2KV
	ESD Protection: Contact discharge ±6KV Air discharge ±8KV
Operating Temperature	-10~50℃(14~122°F)
Storage Temperature	-40~70℃(-40~158°F)
Operating Humidity	10~90% RH non-condensing
Storage Humidity	10~90% RH non-condensing
Certification	
Certification	CE, FCC, RoHS, UKCA, RCM



Model	WI-PCMS5010BT-L3
Software Features	
QoS	8 Queues of Priority
	Port Priority
	IEEE 802.1p Priority
	DSCP Priority
	Schedule Mode (SP, WRR, SP+WRR)
	Bandwidth Control
	Rate Limit
	Storm Control
	802.1P Remark
	Policy VLAN
L3 Features	IP Interfaces
	Ipv4: Max 32, IPv6: Max 32
	Static Routing
	Ipv4: Max 6K, IPv6: Max 2K
	Route Table
	RIP: Version v1/v2, Max 8,190
	OSPF: Version v2, Max 8,190
	Static ARP
	Dynamic ARP: 8,190 dynamic entries
	DHCP Server
	IP Pools
	Manual Binding
	DHCP Relay
	Relayed Interface
	BGP4
	DHCP snooping
	DHCP client



Model	WI-PCMS5010BT-L3
Link Aggregation	Static link aggregation
	802.3ad LACP
	Up to 64 aggregation groups and up to 8 ports per group
Spanning Tree Protocol	802.1d STP
	802.1w RSTP
	802.1s MSTP
	STP Security: TC Protect, BPDU Filter, BPDU Protect, Root Protect, Loop Protect
Loopback Detection	Port-based
	VLAN based
Flow Control	802.3x Flow Control
	HOL Blocking Prevention
Mirroring	Port Mirroring
	One-to-One
	Many-to-One
	Tx/Rx/Both
	CPU Mirroring
	RSPAN



Model	WI-PCMS5010BT-L3
L2 Multicast	Supports IPv4/IPv6 IGMP groups
	IGMP Snooping
	IGMP v1/v2/v3 Snooping
	Immediately-leave
	IGMP Snooping Query
	IGMP Authentication
	Dynamic Multicast
	Static Multicast
	Static Multicast IP
	L2 Multicast Table
	IGMP Proxy
	MVR
	MLD Snooping
	MLD v1/v2 Snooping
	Immediately-leave
	MLD Snooping Query
	Static Group Configuration
	Limited IP Multicast
	Multicast Filtering



Model	WI-PCMS5010BT-L3
VLAN	VLAN Group
	Max. 4K VLAN Groups
	802.1Q tag VLAN
	MAC VLAN
	Protocol VLAN
	GVRP
	Voice VLAN
	Port-Based QinQ
	Tunnel TPID (0x8100, 0x9100, 0x9200, Protocol ID)
	OUI-Based VLAN
	Management VLAN
	Multicast VLAN
	Private VLAN
	IP-Subnet based VLAN
Access Control List	MAC ACL
	Source MAC
	Destination MAC
	Packet Type (Untagged-eth2, Untagged-802.3, Tagged-eth2, Tagged-802.3)
	VLAN ID
	Ether Type
	IP ACL
	Source IP
	Destination IP
	Fragment Packet
	IP Protocol
	IP Precedence
	TCP/UDP Port
	DSCP/IP TOS
	Combined ACL



Model	WI-PCMS5010BT-L3
Access Control List	Ipv6 ACL
	Policy
	ICMP/TCP/UDP
	Mirroring
	Attached Direction(Ingress/Traffic-statistic)
	QoS Remark
	ACL apply to Port/VLAN
	Time-based ACL
Security	IP-MAC-Port Binding
	DHCP Snooping
	ARP Inspection
	Ipv4 secure-port
	DHCPv6 Snooping
	snooping remote-id
	snooping subscriber-id
	Ipv6 security-ra
	DoS Defend
	DHCP Filter
	Static/Dynamic Port Security
	Broadcast/Multicast/Unicast Storm Control
	kpps/pps control mode
	802.1X
	Port base authentication
	Mac base authentication
	VLAN Assignment



Model	WI-PCMS5010BT-L3
Security	Guest VLAN
	Support RADIUS authentication and accountability
	AAA (including TACACS+)
	Port Isolation
	Secure web management through HTTPS with SSLv3/TLS 1.2
	Secure Command Line Interface (CLI) management with SSHv1/SSHv2
	IP/Port/MAC-based access control
IPv6	Ipv6 Dual IPv4/IPv6
	Multicast Listener Discovery (MLD) Snooping
	IPv6 ACL
	IPv6 Interface
	Static IPv6 Routing
	IPv6 neighbor discovery (ND)
	Path maximum transmission unit (MTU) discovery
	Internet Control Message Protocol (ICMP) version 6
	TCPv6/UDPv6
	IPv6 applications
	DHCPv6 Client
	Ping6
	Tracert6
	Telnet (v6)
	IPv6 SNMP
	IPv6 SSH
	IPv6 SSL
	Http/Https



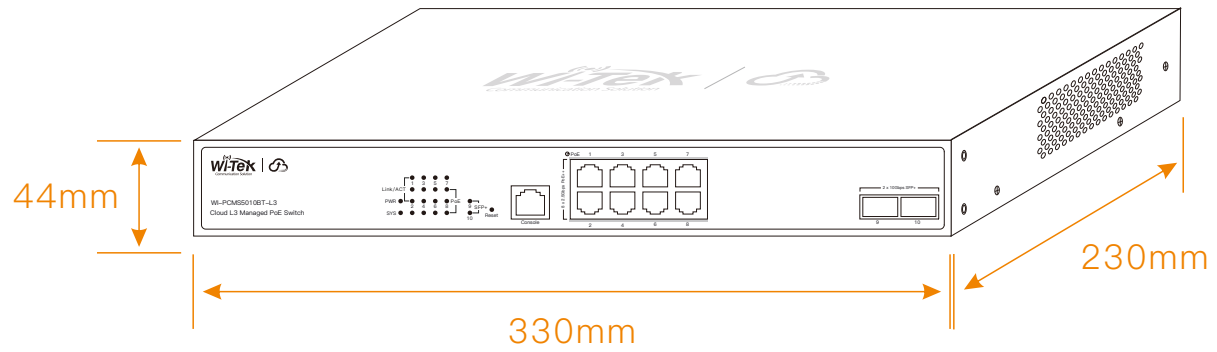
Model	WI-PCMS5010BT-L3
Advanced Features	802.3ah Ethernet Link OAM
	ERPS
	Cloud Management
	ONVIF(ONVIF Detection,ONVIF Server(NLM))
	Batch Firmware Upgrading
	Intelligent Network Monitoring
	Abnormal Event Warnings
	Automatic Device Discovery
	Support Remote Management
	Support Cloud VLAN Configuration
	Support Topology Display
	Support Cloud Control Port Configuration
	Batch Configuration
	Unified Configuration
	Reboot Schedule
	DDM
	sFlow
	EFM OAM



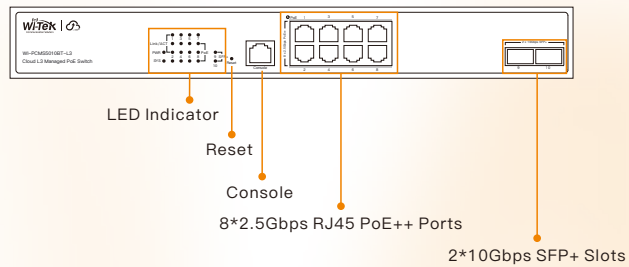
Model	WI-PCMS5010BT-L3
Management Features	Web-based GUI
	Command Line Interface (CLI) through console port, telnet
	SNMPv1/v2c/v3
	Trap/Inform
	RMON (1, 2, 3, 9 groups)
	802.1ab LLDP/LLDP-MED
	Cable Diagnostics
	EEE
	Password Recovery
	NTP and SNTP
	System Log
	Firmware Upgrade
	Ping
	Traceroute
	HTTP/HTTPS
	FTP and TFTP
	Dual Configuration
	System IP(Static IP, Dynamic IP)
	Debug
	User Management
	CPU/Memory Monitor
	Config Restore/Backup
	Link Layer Discovery Protocol (LLDP)

WI-PCMS5010BT-L3

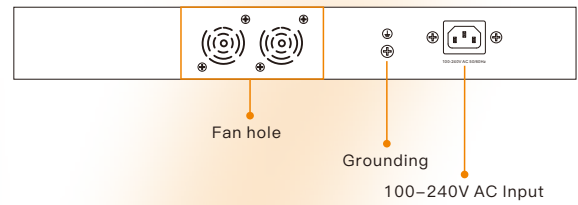
Dimensions (mm)



Front Panel



Side Panel



Package Contents

Welcome to order our products. After purchasing, you will receive:

Items	Quantity
Switch	1 pcs
Quick Installation Guide	1 pcs
Serial line	1 pcs
Power Cord	1 pcs
Mounting Accessories	Hooks x 2, MATS x 4, Screws x 8



Wireless-Tek Technology Limited

Address: Building 3, Units 1801-1807, 1812, Huaqiang Era Plaza, Tangwei Community, Fuhai Street, Bao'an District, Shenzhen City, Guangdong Province, China.

Website: www.wireless-tek.com

Tel: 86-0755-32811290

Email: sales@wireless-tek.com

Technical Support: tech@wireless-tek.com



Technical Support



Cloud Management



Company Website