


## Datasheet

# Alien Series 24/48V Smart PoE Switch

WI-PMS310GF-Alien | WI-PMS310GF-Alien-I  
WI-PMS328GF-Alien | WI-PS310GF-Alien



## Overview

The Alien PoE Switch Series offers 8/24 ports with Gigabit speeds, designed to provide a wealth of management features, ensuring high reliability and powerful performance to meet diverse requirements. This series of switches supports automatic detection and switching of both 24V passive PoE and the standard IEEE 802.3af/at PoE protocols, ensuring strong compatibility. It provides a versatile solution for powering various types of terminals in mixed scenarios, effectively meeting their power supply requirements.

## Features

### 24V/48V Auto-detect

PoE Switch is suitable for 48V 802.3af/at and 24V PoE powered devices like many wireless AP, CPE, IP-cameras, VOIP phones, etc.

### Full Gigabit

Build and expand your network with Wi-Tek full gigabit PoE switch, delivering robust performance switching for growing networks.

### Fiber Connectivity

The switch provides fiber connectivity options for your growing networks. All switches include Two or more SFP ports, providing up to 1000Mbps uplink ports.

### Powerful Functionality

The L2 Managed PoE Switch uses an intelligent web page that provides basic switching features, PoE configuration per port, and a variety of advanced features.

# Specifications



Model	WI-PMS310GF-Alien	WI-PMS310GF-Alien-I	WI-PMS328GF-Alien	WI-PS310GF-Alien
HARDWARE FEATURES				
Hardware Version	V1	V2	V1	V1
Interfaces				
Downlink Ports	8 * 10/100/1000Mbps RJ45 Ports	8 * 10/100/1000Mbps RJ45 Ports	24 * 10/100/1000Mbps RJ45 Ports	8 * 10/100/1000Mbps RJ45 Ports
Uplink Ports	2 * 1000Mbps SFP Slots	2 * 1000Mbps SFP Slots	4 * 1000Mbps Combo SFP Slots	2 * 1000Mbps SFP Slots
Management ports	1 * Console Port	1 * Console Port	1 * Console Port	/
PoE				
PoE Port	Port 1 – 8	Port 1 – 8	Port 1 – 24	Port 1 – 8
PoE Standard	Port 1 – 8: 802.3 af/at or 24V Passive	Port 1–2: 48V 802.3bt 60W Port 3–8: 24V Passive or 48V 802.3af/at	Port 1–4: 24V Passive or 802.3 af/at Port 5–8: 802.3bt 90W Port 9–24: 802.3af/at	Port 1 – 8: 802.3 af/at or 24V Passive
PoE Power Supply Type	Mid-span or End-span			
PoE Pin Assignment	1/2(+), 3/6(–) or 4/5(+), 7/8(–)			
PoE Power	30 W Max. for each port, 130 W Max. for PoE power budget	60 W Max. for port, 300 W Max. for PoE power budget	90 W Max. for port, 365 W Max. for PoE power budget	30 W Max. for each port, 140 W Max. for PoE power budget
Switch Property				
Standards and Protocols	IEEE 802.3 (Ethernet) IEEE 802.3u (Fast Ethernet) IEEE 802.3ab (Gigabit Ethernet) IEEE 802.3z (Gigabit Ethernet over Fiber) IEEE 802.1X (Flow Control) IEEE 802.3af (Power over Ethernet) IEEE 802.3at (Power over Ethernet Plus)	IEEE 802.3 (Ethernet) IEEE 802.3u (Fast Ethernet) IEEE 802.3ab (Gigabit Ethernet) IEEE 802.3z (Gigabit Ethernet over Fiber) IEEE 802.3af (Power over Ethernet) IEEE 802.3at (Power over Ethernet Plus) IEEE 802.3bt (Power over Ethernet Type 3) IEEE 802.1X (Flow Control)	IEEE 802.3 (Ethernet) IEEE 802.3u (Fast Ethernet) IEEE 802.3ab (Gigabit Ethernet) IEEE 802.3z (Gigabit Ethernet over Fiber) IEEE 802.3af (Powerover Ethernet) IEEE 802.3at (Power over Ethernet Plus) IEEE 802.3bt (Power over Ethernet Type 3) IEEE 802.1X (Flow Control)	IEEE 802.3 (Ethernet) IEEE 802.3u (Fast Ethernet) IEEE 802.3ab (Gigabit Ethernet) IEEE 802.3z (Gigabit Ethernet over Fiber) IEEE 802.1X (Flow Control) IEEE 802.3af (Power over Ethernet) IEEE 802.3at (Power over Ethernet Plus)
Forwarding Mode	Store and Forward			
Switching Capacity	20 Gbps	20 Gbps	56 Gbps	20 Gbps
Packet Forwarding Rate	14.88 Mpps	14.88 Mpps	41.66 Mpps	14.88 Mpps
MAC Address Table	8 k			2 k
Packet Buffer Memory	4.1 MB			/
Jumbo Frame	16 kB			9 kB



Model	WI-PMS310GF-Alien	WI-PMS310GF-Alien-I	WI-PMS328GF-Alien	WI-PS310GF-Alien
Power Supply				
Input Power	DC 48~55V 5A Max or AC 100~240V 50/60HZ	V1 (Main): DC 37~57V , 10A Max V2 (Backup): DC 37~57V, 10A Max V3: DC 12~57V, 10A Max	AC 100~240V 50/60HZ	DC 48~55V 5A Max or AC 100~240V 50/60HZ
Power Consumption	Idle: 20 W 100% Traffic Rate with PoE: 150 W	Idle: 20 W 100% Traffic Rate with PoE: 320 W	Idle:35 W 100% Traffic Rate with PoE: 400 W	Idle:10 W 100% Traffic Rate with PoE: 150 W
Physical Characteristics				
LED Indicators	<p><b>PWR</b> On: The device power on is normal Off: The device is power off or failed</p> <p><b>SYS</b> Blinking: device initialization On: device on and normal operation</p> <p><b>PoE</b> On: PoE is working Off: PoE not working</p> <p><b>Link</b> Blinking: Data transmission is active and working On: PD connected to the PoE port, but no data</p> <p><b>transmission 9, 10 (SFP Indicator)</b> Blinking: data on TX/RX On: ports link up Off: ports link down</p>	<p><b>PWR</b> On: The device power on is normal Off: The device is power off or failed</p> <p><b>V1/V2 (Input power indicator)</b> On: Power is supplying via V1/V2 DC connector Off: No power supply</p> <p><b>Link</b> Blinking: Data transmission is active and working On: PD connected to the PoE port, but no data transmission</p> <p><b>PoE</b> On: PoE is working Off: PoE not working</p> <p><b>9, 10(SFP Indicator)</b> Blinking: data on TX/RX On: ports link up Off: ports link down</p> <p><b>Ring</b> On: The fast ring mode is enable Off: The fast ring mode is disable</p> <p><b>Giga</b> On: The port negotiated rate is 1000 Mbps</p>	<p><b>PWR</b> On: The device power on is normal Off: The device is power off or failed</p> <p><b>SYS</b> Blinking: device initialization On: device on and normal operation</p> <p><b>PoE</b> On: PoE is working Off: PoE not working</p> <p><b>Link/Act</b> Blinking: Data transmission is active and working On: PD connected to the PoE port, but no data transmission</p> <p><b>1000M</b> On: The port negotiated rate is 1000 Mbps Off: The port negotiated rate is not 1000 Mbps</p> <p><b>25~28(SFP Indicator)</b> Blinking: data on TX/RX On: ports link up Off: ports link down</p>	<p><b>POWER</b> On: The device power on is normal Off: The device is power off or failed</p> <p><b>Link</b> Blinking: Data transmission is active and working On: PD connected to the PoE port, but no data transmission</p> <p><b>PoE</b> On: PoE is working Off: PoE not working</p> <p><b>9, 10(SFP Indicator)</b> Blinking: data on TX/RX On: ports link up Off: ports link down</p>
Fan Quantity	Fanless		2 fans	Fanless
Dimensions (W*D*H)	208*14*44mm	172*143*73 mm	440*290* 45 mm	208*140*44 mm
Weight	Net Weight: 1.05 kg	Net Weight: 1.49 kg	Net Weight: 3.50 kg	Net Weight: 0.97 kg
	Package Weight: 1.59 kg	Package Weight: 1.68 kg	Package Weight: 4.25 kg	Package Weight: 1.37 kg
Installation	Rack mounted, Desktop	DIN-rail, Desktop	Rack mounted, Desktop	Desktop



Model		WI-PMS310GF-Alien		WI-PMS310GF-Alien-I	WI-PMS328GF-Alien	WI-PS310GF-Alien
Button						
RET(WI-PMS310GF-Alien WI-PMS328GF-Alien)		Hold for >5 sec. to restore factory default				
Reset (WI-PMS310GF-Alien-I)		Hold for >5 sec. to restore factory default				
RINGSET (WI-PMS310GF-Alien-I)		RING SET: Used to confi gure and manage ring network settings for enhanced reliability and fault tolerance in the switch				
DIP(WI-PS310GF-Alien)		Default	All ports free communication, suitable for common data transmission environment			
		VLAN	The PoE ports are isolated from each other but can only communicate with uplink ports, which can effectively restrain the broadcast storm and improve the performance of network			
Environmental						
Reliability	Surge Immunity	EC 61000-4-5 Common mode 6kV Differential mode 2kV	EC 61000-4-5 Common mode 6kV Differential mode 2kV	EC 61000-4-5 Common mode 6kV Differential mode 2kV		
	ESD Protection	IEC 61000-4-2 Contact discharge 6kV Air discharge 8kV	IEC 61000-4-2 Contact discharge 8 kV Air discharge 10 kV	IEC 61000-4-2 Contact discharge 6kV Air discharge 8kV		
Operating Temperature		-10℃ to 55℃(14℉ to 131℉)	-40℃ to 80℃(-40℉ to 176℉)	-10℃ to 55℃(14℉ to 131℉)		
Operating Humidity		10%~90% RH no condensation	10%~90% RH no condensation	10%~90% RH no condensation		
Storage Temperature		-40℃ to 70℃(-40℉ to 158℉)	-40℃ to 85℃(-40℉ to 185℉)	-40℃ to 70℃(-40℉ to 158℉)		
Storage Humidity		5%~90% RH no condensation	5%~90% RH no condensation	5%~90% RH no condensation		
SOFTWARE FEATURES		WI-PMS310GF-Alien   WI-PMS328GF-Alien				
Advanced Functions		Support 802.1p CoS/DSCP priority				
		Support 4 priority queues				
		Queue scheduling: SP, WRR, SP+WRR				
		Port/Flow- based Rate Limiting				
L2 Features		IGMP Snooping V1/V2/V3				
		802.3ad LACP (Up to 8 aggregation groups, containing 8 ports per group)				
		Spanning Tree STP/RSTP/MSTP				
		Port isolation				
		BPDU fiiltering/guard				
		TC/Root protect				
		Loopback detection				
		802.3x Flow Control				
VLAN		Supports up to 4K VLANs simultaneously (out of 4K VLAN IDs)				
		Port/ MAC/Protocol-based VLAN				
		Management VLAN configuration				



SOFTWARE FEATURES	WI-PMS310GF-Alien   WI-PMS328GF-Alien
Access Control List	L2~L4 package filtering based on source and destination MAC address, IP address, TCP/UDP ports, 802.1p, DSCP, protocol and VLAN ID
	Time Range Based
Security	IP-MAC-Port-VID Binding
	IEEE 802.1X Port/MAC Based authentication, Radius,Guest VLAN
	DoS Defence
	Dynamic ARP inspection (DAI)
	SSH v1 /v2
	SSL v2/v3/TLSv1
	Port Security
	Broadcast/Multicast/Unknown-unicast Storm Control
Management	Web-based GUI and CLI management
	SNMP v1 /v2c/v3,compatible with public MIBs DHCP/BOOTP Client,DHCP Snooping,DHCP Option82
	CPU Monitoring
	Port Mirroring
	Time Setting: SNTP
	Integrated NDP/NTDP feature
	Firmware Upgrade: TFTP & Web
	System Diagnose: VCT
	SYSLOG & Public MIBS
SOFTWARE FEATURES	WI-PMS310GF-Alien-I
Industrial Switch Monitoring	Temperature sensor , alarm input and output
Spanning Tree	IEEE 802.1D -STP
	IEEE 802.1w -RSTP
	IEEE 802.1s -MSTP
Reliability	Port Loop Detection
	EAPS
	ERPS
	LLDP/LLDP-MED
	UDLD

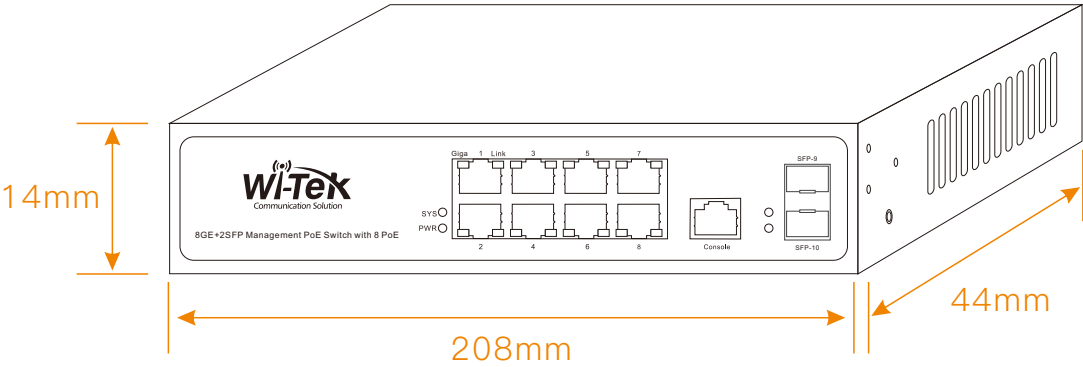
SOFTWARE FEATURES	WI-PMS328GF-Alien
VLAN	Max 4K VLAN Groups
	802.1q Tagged VLAN
	MAC-Based VLAN
	IP-Based VLAN
	Protocol-Based VLAN
	QinQ
	802.1q-Based VLAN
	Voice VLAN
Port	LACP
	Jumbo Frame
	Port Shutdown
	Link Aggregation (Up to 8 aggregation groups and up to 8 ports per group)
	Port Mirroring (One-to-One Many-to-One Tx/Rx/Both)
Security	IP-MAC-Port Binding
	Support Static and Dynamic ARP
	DHCP Snooping
	IEEE802.1x AAA
	RADIUS/TACACS+
	RADIUS
Security	Port Isolation
	Port Based Authentication
	Secure Command Line Interface (CLI) Management With SSHv1/SSHv2
	Broadcast/Multicast/Uni-cast Storm Control
	Port MAC Address Filtering
Access Control List	Standard IP-Based ACL
	Extended IP Based ACL
	MAC IP-Based ACL
	MAC ARP-Based ACL
	IPv6-Based ACL
	ACL Port Filtering
	Time-Based ACL

SOFTWARE FEATURES	WI-PMS328GF-Alien
QOS	Port-Based (uplink and downlink traffic of a single port can be restricted)
	802.1p-Based Classification
	Support WRR, SP, WFQ
	DISC-Based Classification
	CAL-Based Classification
L2 Multicast	IGMP Snooping V1/V2/V3
	MLD Snooping
	MVR
IPv6	IPv4/IPv6 Dual Protocol Stack
	Ipv6 Neighbor Discovery
	Support manual address configuration, stateless address auto-configuration and tasteful address configuration obtained through DHCPv6 client
	Ipv6 TFTP
	Ipv6 SNMP
	ICMPv6
	Ipv6 Path MTU Discovery
	Ipv6 SSH
	Tracert6
Management	Web-Based GUI
	Command Line Interface (CLI) through console port, telnet and SSH
	SNMPv1/v2c/v3 Trap/Inform RMON (1, 2, 3, 9) groups
	Password Recovery
	SNTP
	System Log
	Traceroute
	Ping
Management	CPU Monitoring
	Firmware Upgrade
	Configuration Export/Import
	Support SNTP Based IPv4 and IPv6
	DHCP/BOOTP Client

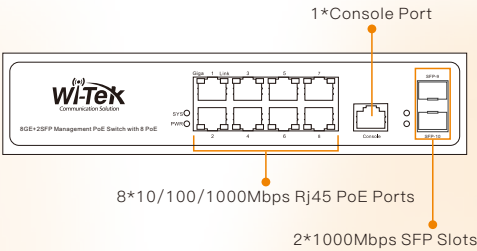
# Appearances and Dimensions

WI-PMS310GF-Alien

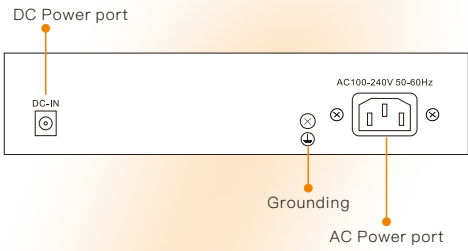
Dimensions (mm)



Front Panel

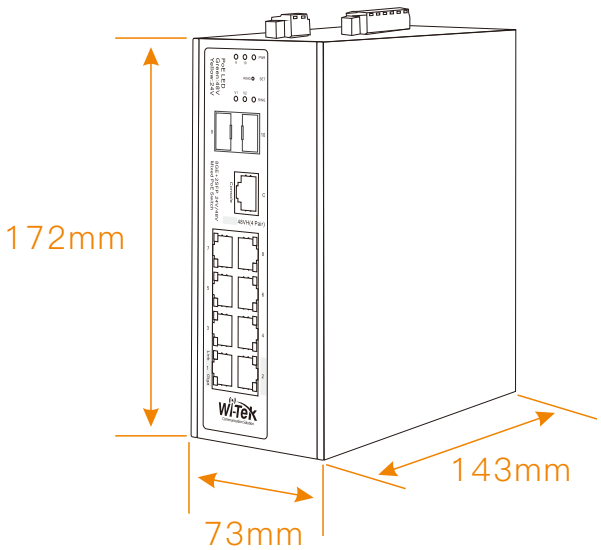


Side Panel

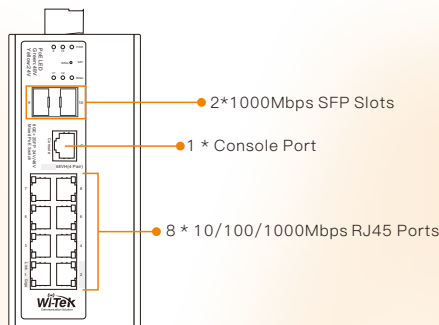


WI-PMS310GF-Alien-I

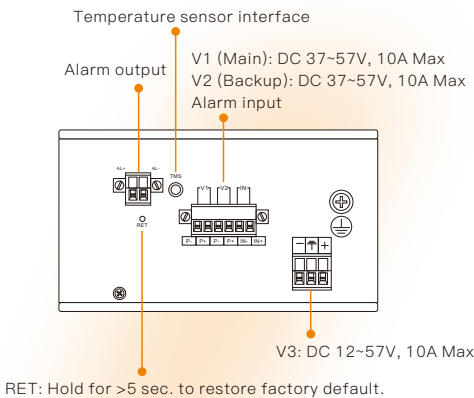
Dimensions (mm)



Front Panel

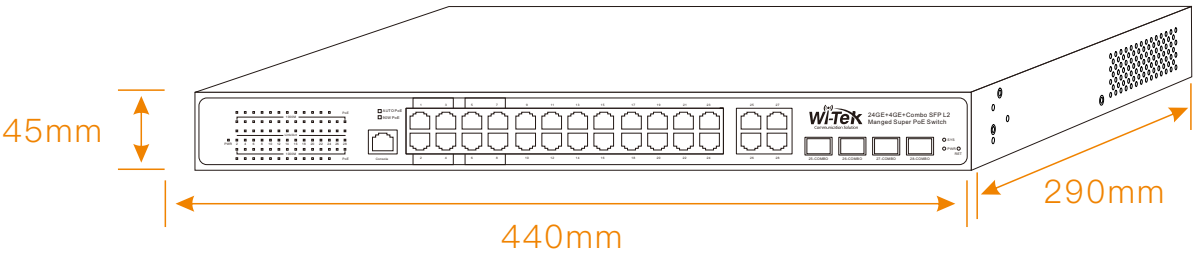


Side Panel

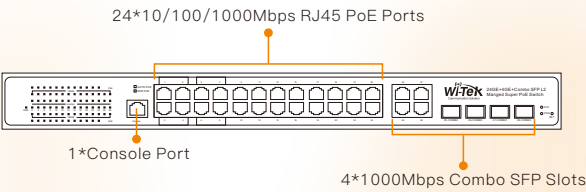


WI-PMS328GF-Alien


Dimensions (mm)



Front Panel

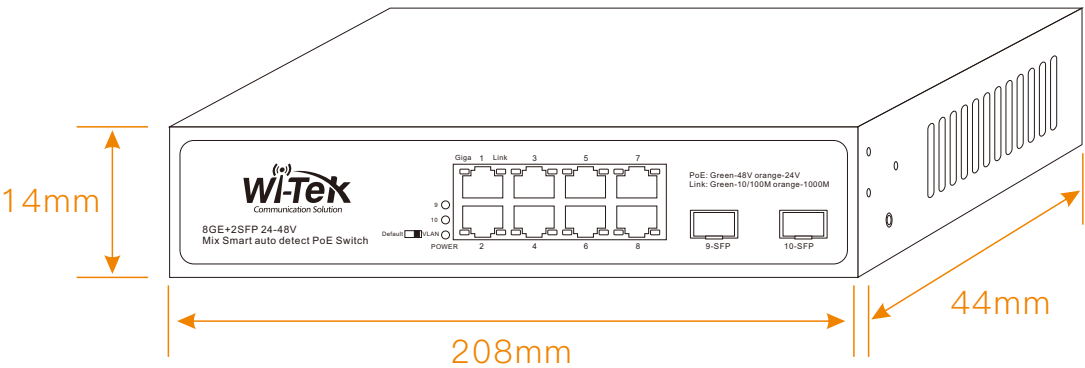


Side Panel

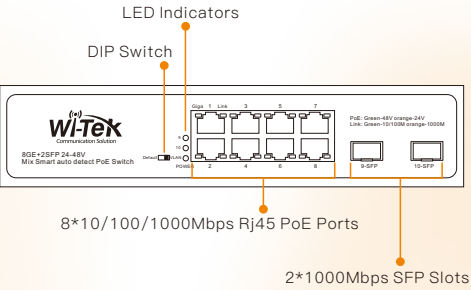


WI-PS310GF-Alien

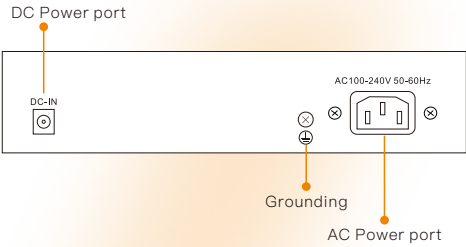
Dimensions (mm)



Front Panel



Side Panel





# Package Contents

Welcome to order our products. After purchasing, you will receive:

WI-PMS310GF-Alien   WI-PMS328GF-Alien	
Items	Quantity
Switch	1 pcs
Power Cord	1 pcs
Quick Installation Guide	1 pcs
Hooks	2 pcs
Mats	4 pcs
Screws	8 pcs

WI-PMS310GF-Alien-I	
Items	Quantity
Switch	1 pcs
Temperature Sensor	1 pcs
Screwdriver	1 pcs
Quick Installation Guide	1 pcs
WI-PS310GF-Alien	
Items	Quantity
Switch	1 pcs
Power Cord	1 pcs
Quick Installation Guide	1 pcs


Wireless-Tek Technology Limited  
Address: Biaofan Technology Building 402, Bao'an street,  
Baoan District,Shenzhen City, Guangdong, China  
Website:www.wireless-tek.com  
Tel:86-0755-32811290  
Email:sales@wireless-tek.com  
Technical Support:tech@wireless-tek.com



Technical Support



Cloud Management



Company Website