

KBT9L4VN

Product family	Hood
Hood Type	Decorative wall hood
Design	T flat
Extraction	Extraction
Electronic control	Yes
Material	Stainless steel
Type of steel	Brushed
EAN code	8017709305734
Hood width	90 cm
Aesthetic	Universale
Colour	Stainless Steel and Glass
Finishing	Satin
Glass Type	Black
Serigraphy colour	Black
Logo	Silk screen







Controls



Control setting	Touch control back-lighted	Display	Yes
Led color	White		

Program / Functions

No. of speeds	3
Intensive speed	
24h air filter function	
Time-setting options	
Auto-vent 2.0	

Technical Features



No. of lights	1	No. of filters	3
Light type	LED	Anti-grease filters	Aluminium
Light Power	7,3 W	Filter replacement indicator	Yes
Dimmer mode	Yes	Vent outlet	150 mm
Light color temperature range	3000 - 5700 K	Minimum distance from GAS hob	650 mm
Free outlet maximum capacity	730 m ³ /h		

Motor power	230 W	Minimum distance from ELECTRIC hob	500 mm
		Non return valve	Yes

	Extraction rate IEC 61591 [m ³ /h]	Noise level IEC 60704-2-13 [dBA]
Speed 1	252	48
Speed 2	341	55
Speed 3	453	62
Intensive speed	705	72

Accessories included

Tube reduction	Yes
----------------	-----

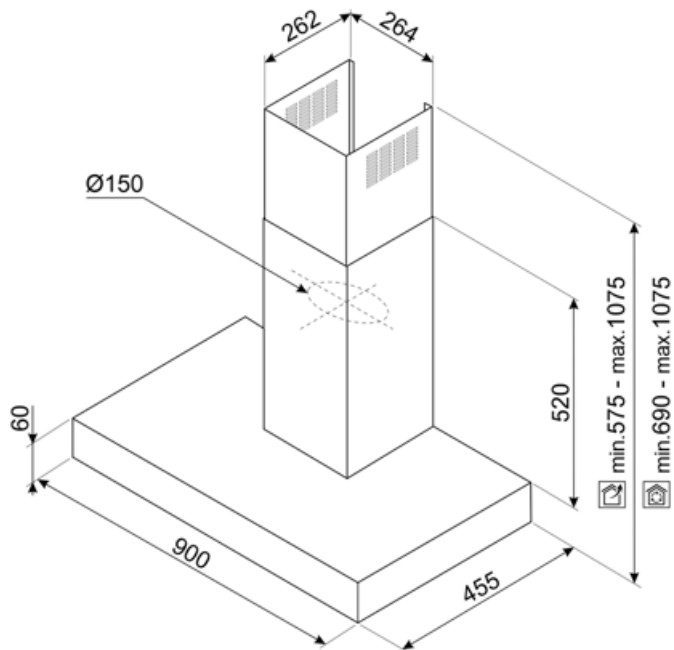
Performance / Energy Label



Annual Efficiency Consumption (AEChood)	58 kWh/a	Airbourne acoustical A-weighted sound Power Emission at minimum speed (SPEmin)	46 dBA
Energy efficiency class (EEC)	A	Airborne acoustical A-weighted sound Power Emission at maximum speed (SPEmax)	62 dBA
Fluid Dynamic Efficiency (FDE)	30,5	Airbourne acoustical A-weighted sound power emission at boost speed (SPEboost)	71 dBA
Fluid Dynamic Efficiency class (FDEC)	A	Time increase factor (F)	0,9
Lighting Efficiency (LE)	28,2 lux/W	Energy Efficiency Index	54,0
Lighting Efficiency Class (LEC)	A	Measured air flow rate at best efficiency point (Qbep)	385 m ³ /h
Grease Filtering Efficiency (GFE)	73,7 %	Measured air pressure at best efficiency point (Pbep)	461 Pa
Grease Filtering Efficiency Class (GFEC)	D	Measured electric power input at best efficiency point (Wbep)	161 W
Air flow at mininum speed (Qmin)	252 m ³ /h	Nominal Power consumption of the light system (WL)	7 W
Air flow at maximum speed (Qmax)	453 m ³ /h	Average illumination of the light on the cooking surface (Emiddle)	209 lux
Air flow at boost speed (Qboost)	705 m ³ /h	Sound power level at highest setting (Lwa)	62 dBA

Electrical Connection

Electrical connection rating	238 W	Power supply cable length	1500 mm
Voltage	220-240 V	Plug	Not present
Frequency (Hz)	50-60 Hz		



Compatible Accessories



KITCEKBT

Chimney extension, dimensions 261,5 * 260 * 830 mm suitable for T-shape hood KBT* & KBCT*, max height 1380 mm Stainless Steel



KITFCKBT












1 pc of charcoal filter for the hood models KBT* / KBCT*



KITFCKBTR

1 pcs of Charcoal filter Regenerable* suitable for all the KBT/KBCT models. * It can be washed in the dishwasher up to 12 times and dry in the oven at max 90° for 60 min. dimension 237,5(H)x245x10 mm

Symbols glossary

	24h: When selected this function refreshes the air for c. 10 minutes every hour over a 24 hour period, at minimum speed and an imperceptible noise level.		Energy efficiency class A
	Filters: Model has filters to help remove grease from the steam emanating from the pans during cooking.		Switch off automatically: A special setting, to run after the end of cooking for a pre-set time and then switch off automatically.
	LED display: to show programmes, functions and options selected and the time to the end of the cycle.		Warning light(s): to advise when filters need changing.
	Lights: All cooker hoods feature lights to illuminate the cooking area or add to the ambience of the kitchen.		Intensive/turbo setting: when extra fast extraction is required.
	Connection between hob and hood		Dimmering Lights
	Tunable white from warm to cold		