


Model: GS1028EPS2

## 24-Port Gigabit Cloud Easy-Managed PoE+ Switch with 2 GbE and 2 Combo Ports



**24** PoE+ Port, **2** RJ45 Ports, **2** RJ45/SFP Combo Ports



**300W** Power Supply



**L2 Management Features** VLAN | QoS | Port Trunk

[Datasheet](#)

# Highlights

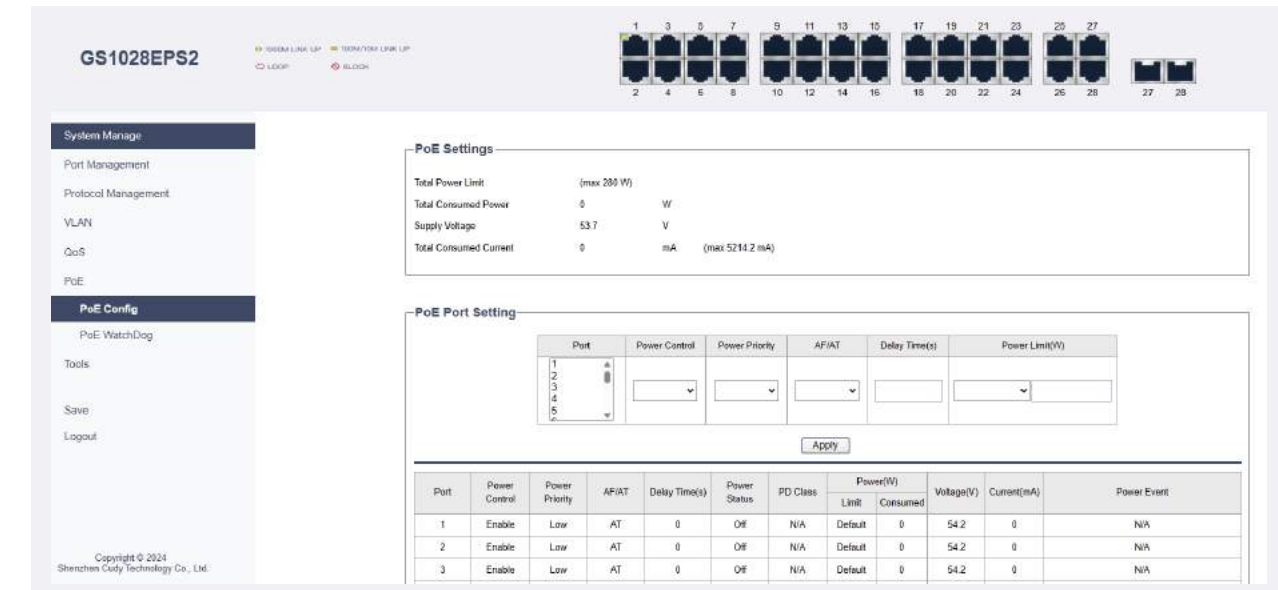
A cloud-managed rack-mounted 24 GbE, 2 Uplink GbE, 2 Uplink Combo Ports rack-mounted PoE switch with a 300W power supply and management features.

- 24x GbE with 802.3at/af Mode A PoE
- 2x Uplink GbE + 2x Uplink Combo
- 300W Power Supply
- PoE Max Status LED
- Per-Port PoE Management
- Web Management, SNMP
- VLAN (802.1Q/MTU/Port-Based)
- QoS (802.1p/DSCP/Port-Based)
- Port Mirror, Static Aggregation, etc
- Loop Prevention
- DHCP Snooping, IGMP Snooping
- 440x220x44 mm (17.32x8.66x1.73")

# Package Content

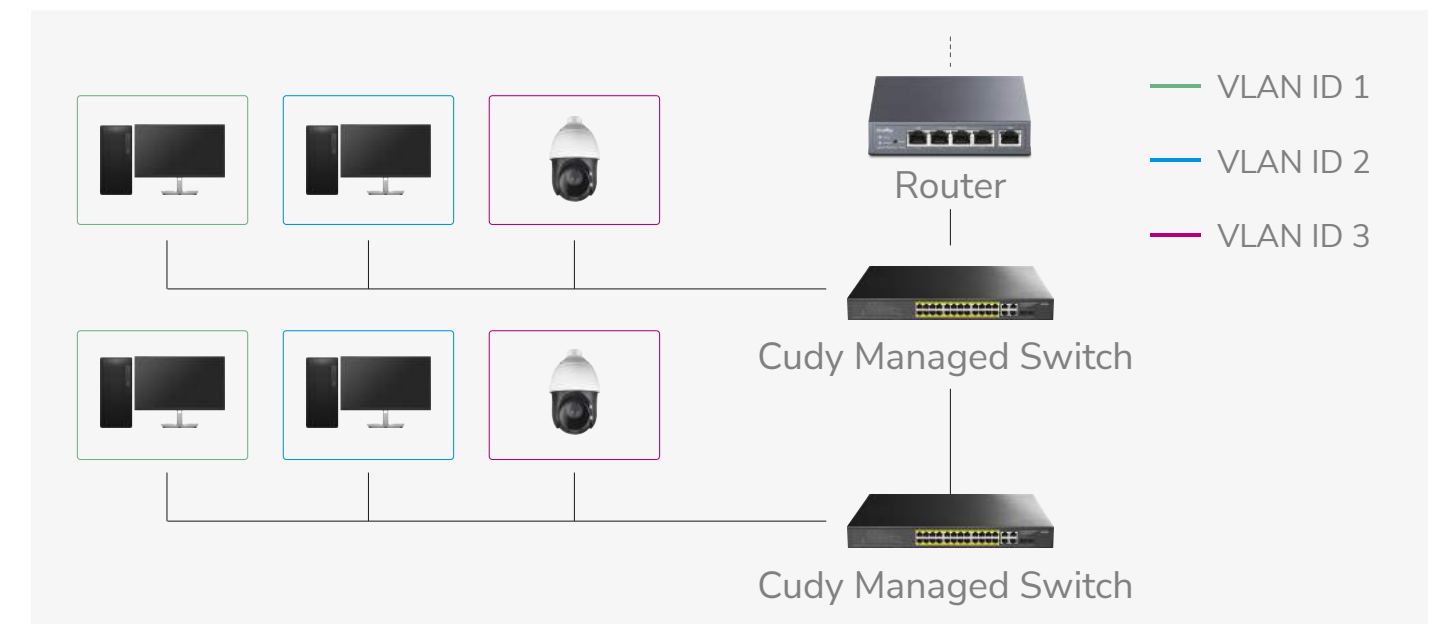
- GS1028EPS2
- Power Cord
- Mounting Kit
- Installation Guide

# Per-Port PoE Control



Configure PoE priority, set power limit for each port or the whole system, or customize the PoE watchdog (auto recovery) period. The panel gives you full control over the PoE management.

# Create a Safe Network with VLAN



# Specifications

|                  |   |  |  |
|------------------|---|--|--|
| Interfaces       | Gigabit SFP/RJ45 Combo Ports  | 2  |  |
|                  | Gigabit RJ45 Ports  | 26   |  |
|                  | Gigabit RJ45 PoE Ports  | #1~#24   |  |
|                  | Max Power on a Single PoE Port  | 30W  |  |
|                  | PoE Port Notes  | The PoE ports comply with IEEE 802.3at/af standards.                                     |  |
|                  | PoE Priority  | Configurable. If no priority is configured, smaller-numbered ports have higher priority. |  |
|                  | Shielded RJ45 Port  | True   |  |
|                  | Extend Mode Ports   | Configurable   |  |
|                  | VLAN Mode Ports   | Configurable   |  |
|                  | LED   | Power  |  |
|                  |   | PoE Status of Each PoE Port  |  |
|                  |   | Link/ACT of Each Ethernet Port   |  |
|                  |   | PoE Max Status   |  |
|                  | Power Input   | AC Inlet   |  |
| Physical Buttons | Reset Button  |  |  |
| Watchdog Note    | The PoE Watchdog will attempt to reboot the plugged-in clients that have been inactive for 5 minutes. Do not turn it on for clients with online auto-upgrade feature. |  |  |

|                        |                           |                                |   |
|------------------------|---------------------------|--------------------------------|---|
| Performance            | Copper Speed and Distance | Cat. 3 or higher cable:        |   |
|                        |                           | 100 meters at 10 Mbps          |   |
|                        |                           | Cat. 5 or higher cable:        |   |
|                        |                           | 100 meters at 100 Mbps         |   |
|                        |                           | Cat. 5e or higher cable:       |   |
|                        |                           | 100 meters at Gigabit          |   |
|                        |                           | Cat. 5e or higher cable:       |   |
|                        |                           | 250 meters at 10 Mbps          |   |
|                        |                           | Copper Speed and Distance Note | 250-meter transmission is available when the port speed is set at 10 Mbps in the management system. |
|                        |                           | Optical Spec and Distance      | Depends on the Installed Optical Module   |
| MAC Address Table      | 8192                      |                                |   |
| Max Switching Capacity | 56 Gbps                   |                                |   |
| Max Forwarding Rate    | 41.664 Mpps               |                                |   |
| Jumbo Frame            | 15 KB                     |                                |   |
| Packet Buffer          | 4 Mbit                    |                                |   |
| Power                  | Power Methods             | AC                             |   |
|                        | AC                        | 100-240V~, 50/60Hz             |   |
|                        | Power Supply              | 300W                           |   |
|                        | Max Power Excluding PoE   | 20W                            |   |



# Specifications

|                        |                 |                                 |
|------------------------|-----------------|---------------------------------|
| Switching              | 802.3 Protocols | 802.3x Flow Control             |
|                        |                 | 802.3i 10BASE-T                 |
|                        |                 | 802.3u 100BASE-TX               |
|                        |                 | 802.3ab 1000BASE-T              |
|                        |                 | 802.3z 1000BASE-X               |
|                        |                 | 802.3az Power Saving            |
|                        |                 | 802.3af PoE/802.3at PoE         |
|                        | 802.1 Protocols | 802.1d: STP*                    |
|                        |                 | 802.1w: RSTP*                   |
|                        |                 | 802.1p: LAN Layer 2 QoS/CoS     |
|                        |                 | 802.1q: VLAN Bridge Operation   |
|                        |                 | 802.1ab: LLDP/LLDP-MED          |
|                        | Port Management | Port On/Off                     |
|                        |                 | Port Negotiation Speed          |
|                        |                 | Port Trunk (Static Aggregation) |
|                        |                 | Port Mirror                     |
|                        |                 | Data Rate Limit                 |
|                        |                 | Jumbo Frame Settings            |
|                        |                 | Storm Control                   |
|                        |                 | Traffic Monitor                 |
| MAC Address Management |                 |                                 |
| EEE (802.3az)          |                 |                                 |

|                 |                |  |
|-----------------|----------------|--|
| Switching       | PoE Management | PoE Priority   |
|                 |                | PoE Watchdog On/Off  |
|                 |                | PoE Watchdog Period/Packet Threshold                                 |
|                 |                | PoE Consumed Power   |
|                 |                | PoE Standard   |
|                 |                | Delayed PoE Delivery   |
|                 | L2 Features    | Total PoE Power Limit  |
|                 |                | PoE Power Limit  |
|                 |                | IGMP Snooping  |
|                 |                | Loop Prevention  |
|                 |                | DHCP Snooping  |
|                 |                | STP/RSTP*  |
|                 |                | LLDP Config and Neighbors  |
| MTU VLAN        |                |  |
| Port-Based VLAN |                |  |
| 802.1Q VLAN     |                |  |
| Voice VLAN*     |                |  |
| DSCP QoS        |                |  |
| 802.1p QoS      |                |  |
| Port-Based QoS  |                |  |
| Reliability     | Fans           | 1 Fan. Fan speed adjusts in real time based on the power consumption |
|                 |                | Grounding Methods  |

\* Requires customized firmware, contact Cudy sales for information.



# Specifications

|             |                  |  |
|-------------|------------------|--|
| Reliability | EMS              | IEC/EN 61000-4-2, Level 3 ESD:<br>Contact: 6kV; Air: 8kV   |
|             |                  | IEC/EN 61000-4-5, Level 4 Surge: Power:<br>DM 2kV, CM 4kV; RJ45: CM 6kV  |
|             | Environment      | Operating Temperature: 0~40 °C (32~104 °F)<br>Storage Temperature: -40~70°C (-40~158 °F)<br>Operating Humidity: 10~90% non-condensing<br>Storage Humidity: 10~95% non-condensing   |
| System      | Control Methods  | Config Web Page, Cudy App via Cudy Cloud<br>SNMP V1/V2   |
|             | Firmware Upgrade | Local Upgrade  |
|             | Reliability      | Backup and Restore   |
|             | Diagnostic Tools | Cable Status/Length Diagnosis<br>Ping  |
|             | Languages        | <ul style="list-style-type: none"><li>• English</li><li>• Bengali</li><li>• German</li><li>• Spanish</li><li>• French</li><li>• Portuguese</li><li>• Russian</li><li>• Arabic</li><li>• Indonesian</li><li>• Hindi</li><li>• Urdu</li><li>• Traditional Chinese</li><li>• Simplified Chinese</li></ul> |

|                      |                          |  |
|----------------------|--------------------------|--|
| Mechanical           | Dimension                | 440×220×44 mm<br>17.32×8.66×1.73 inches    |
|                      | Casing Material          | Metal                                      |
|                      | Installation             | Desktop<br>Rackmount via Brackets          |
| Ordering Information | Retail Package Dimension | 487×307×84 mm<br>19.17×12.09×3.31 inches   |
|                      | Units per Carton         | 5  |
|                      | Carton Dimension         | 51×44.3×32.5 cm<br>20.08×17.44×12.8 inches |